



Cultural Site Fact Sheet

Cultural site name	BASILICA OF SAN FREDIANO
Type of site	Basilica
Address	Piazza San Frediano
City	Lucca
Contacts	Phone: +393498440290 Email: info@sanfredianolucca.com
Website	https://www.sanfredianolucca.com/
WCAG 2.1 compliant accessible website	NO

TESTED BY: [Handy Superabile Social Promotion Association](#) in summer 2024

Please note The following information refers to the date of verification shown at the bottom of each sheet. **The Association** is not responsible for any significant changes made by the property after the visit.

Summary

Cultural Site Sheet.....	1
Description.....	2
Arrival at the property.....	2
Private/public parking.....	2
Route from the car park to the entrance	3
Itineraries	4
Services	6
Toilets for guests with reduced mobility	6
Medical practices/healthcare facilities.....	7

Project carried out with the contribution of the






Description

The **Museum** was founded in 1992 to

General information

Opening and closing period	All year round
Times	 <p>Basilica entrance Monday to Friday 9 am – 6 pm Saturday 9 am – 5 pm Sunday 9 am – 6 pm</p> <p>Bell Tower Entrance Monday to Friday 10 am - 5 pm Saturday 10 am - 4:30 pm Sunday 10 am - 5 pm</p>
Ticket cost	Entrance to the Basilica and Bell Tower 7 euros Free for people with disabilities and carers.
Online purchase	YES



Arrival at the property

Private/public parking

Presence of private parking	NO
Presence of parking space reserved for people with disabilities	NO
Public parking nearby	YES





Type of flooring in the public car park	asphalt
Presence of parking space reserved for people with disabilities	YES in the outdoor parking lot in Porta Santa Maria at 350 meters and in the parking lot in Piazza Santa Maria at 300 meters
Eventual notes	
 <p style="text-align: center;">Porta Santa Maria</p>	 <p style="text-align: center;">Piazza Santa Maria</p>

Route from the car park to the entrance

The property can be reached from the car park	on the flat through Via Fillungo on asphalt pavement and marble slabs in irregular places
There are indicators and tactile maps	NO
There is an accessible entrance	YES main entrance
How to access the site	The churchyard can be reached via a staircase with 4 steps 15 cm high and surmountable via an aluminum ramp, located on the right side of the façade, with side protection curbs, 750 cm long, 115 cm wide, with a slope of 11%, and handrail on the right, on the wall that shows boys and





	artists.
Useful width of door/entrance gate	Above 80 cm
Type of door	With one leaf that can be opened inwards



From Via Fillungo towards the Basilica



Itineraries

Presence of maps	NO
Tactile indicators and tactile maps	NO
Presence of didactic panels	YES





Video guides	NO
Touch models and touchable artworks/replicas	NO
Multimedia workstations accessible from a seated position	NO
Routes dedicated to children	NO
Stopping points	YES
Route spread over several floors	NO
How to access the rooms	<input checked="" type="checkbox"/> on the flat and presbytery reachable via a short ramp 78 cm long, > 90 cm wide, with a slope of 15%





At the beginning of the nave d., a Romanesque lustral fountain (twelfth century), consisting of a basin and a canopy, both adorned with rough reliefs; on the walls around, terracottas by Della Robbia and baptismal font



Around the high altar, a section of Cosmatesque mosaic floor (XII-XIII century). The last chapel on the left (1413) houses reliefs by Jacopo della Quercia. On the altar, a marble dossal in the shape of a polyptych with the Madonna and Saints and stories in the predella (1422). On the floor, 2 tombstones of L. Trenta and his wife. On the wall in front of the altar, Conception of Mary and saints, by F. Francia. In the second chapel, frescoes by A. Aspertini (1509).

Services

Toilets for guests with reduced mobility

Number of accessible toilets for guests with reduced mobility	A public toilet is located in via Pescheria 350 meters away
Location	ground floor
How to access the premises	<input type="checkbox"/> flat

Project carried out with the contribution of the





	<input checked="" type="checkbox"/> via short connecting ramp
Type of door	external glass entrance door with lever handle, width > 80 cm, The entrance door to the equipped toilets, with leaf, has a net opening > 90 cm and internal bar handle
Toilet seat with open front tooth	YES
Support handles	on both sides
Flexible shower on the side of the toilet	YES
Free space on the sides of the toilet	left 30 cm right Above 90 cm frontal Above 90 cm
Washbasin with space underneath	Above 65 cm
Mirror bottom edge height	100 cm
Eventual notes	

Medical practices/healthcare facilities

Project carried out with the contribution of the



Project promoted by



Regione Toscana

Hospitals near the property	Ospedale San Luca Via Guglielmo Lippi Francesconi, 556, 55100 Lucca LU tel +39 0583970111
Other healthcare facilities	Medical Guard inside the Citadel of Health "Campo di Marte", Building C, ground floor, entrance from via Teodoro Borgognoni, side of the Church of San Marco Tel. 0583 9701 from Monday to Friday from 20.00 to 8.00 Saturday and Sunday 24h

TESTED BY: [Handy Superabile Social Promotion Association](#) in 2024

Project carried out with the contribution of the



Presidenza del
Consiglio dei Ministri
Ministro per la disabilità